








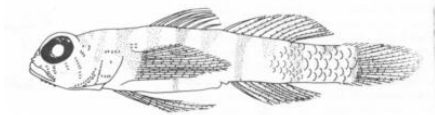














































Gobiid fauna of Florida  
J. Van Tassell & L. Tornabene  
Updated 5 Jan 2015





<i>Awaous banana</i>	 A small, slender fish with a light-colored body and dark, irregular spots. It has a prominent dorsal fin and a slightly upturned mouth.
<i>Barbulifer ceuthoecus</i>	 A small, stocky fish with a dark, mottled pattern on its body. It has a rounded snout and a slightly upturned mouth.
<i>Bathygobius antillensis</i>	 A small, stocky fish with a light-colored body and dark spots. It has a rounded snout and a slightly upturned mouth.
<i>Bathygobius curacao</i>	 A small, stocky fish with a dark, mottled pattern on its body. It has a rounded snout and a slightly upturned mouth.
<i>Bathygobius geminatus</i>	 A small, stocky fish with a light-colored body and dark spots. It has a rounded snout and a slightly upturned mouth.
<i>Bathygobius lacertus</i>	 A small, stocky fish with a dark, mottled pattern on its body. It has a rounded snout and a slightly upturned mouth.
<i>Bathygobius soporator</i>	 A small, stocky fish with a light-colored body and dark spots. It has a rounded snout and a slightly upturned mouth.
<i>Bollmannia boqueronensis</i>	 A small, slender fish with a light-colored body and dark spots. It has a prominent dorsal fin and a slightly upturned mouth.

<i>Bollmannia communis</i>		
<i>Chriolepis vespa</i>		
<i>Coryphopterus alloides</i>		
<i>Coryphopterus dicrus</i>		
<i>Coryphopterus eidolon</i>		
<i>Coryphopterus glaucofraenum</i>		
<i>Coryphopterus hyalinus</i>		
<i>Coryphopterus lipernes</i>		
<i>Coryphopterus personatus</i>		
<i>Coryphopterus punctipectophorus</i>		
<i>Coryphopterus thrix</i>		
<i>Ctenogobius boleosoma</i>		

<i>Ctenogobius pseudofasciatus</i>		
<i>Ctenogobius saepepallens</i>		
<i>Ctenogobius shufeldti</i>		
<i>Ctenogobius smaragdus</i>		
<i>Ctenogobius stigmaticus</i>		
<i>Ctenogobius stigmaturus</i>		
<i>Elacatinus oceanops</i>		
<i>Elacatinus xanthiprora</i>		
<i>Evermannichthys spongicola</i>		
<i>Evorthodus lyricus</i>		
<i>Gnatholepis thompsoni</i>		
<i>Gobioides broussoneti</i>		
<i>Gobionellus oceanicus</i>		

<i>Gobiosoma bosc</i>	 A small fish with a dark body and prominent, dark, vertical stripes running down its side.	
<i>Gobiosoma ginsburgi</i>	 A small, slender fish with a light-colored body and a faint, dark, longitudinal stripe.	
<i>Gobiosoma grosvenori</i>	 A small fish with a light, translucent body and faint, vertical, reddish-brown stripes.	
<i>Gobiosoma longipala</i>	 A small fish with a mottled, brownish and yellowish pattern on its body.	
<i>Gobiosoma robustum</i>	 A small, stocky fish with a mottled, brownish and yellowish pattern on its body.	
<i>Gobulus myersi</i>	 A small, slender fish with a light-colored body and a dark, longitudinal stripe.	
<i>Guavina guavina</i>	 A dark-colored fish with a prominent, dark, longitudinal stripe.	
<i>Lophogobius cyprinoides</i>	 A fish with a mottled, brownish and yellowish pattern on its body.	
<i>Lythrypnus nesiotes</i>	 A fish with a mottled, brownish and yellowish pattern on its body.	
<i>Lythrypnus phorellus</i>	 A fish with a mottled, brownish and yellowish pattern on its body.	

<p><i>Lythrypnus spilus</i></p>		
<p><i>Microgobius carri</i></p>		
<p><i>Microgobius gulosus</i></p>		
<p><i>Microgobius microlepis</i></p>		
<p><i>Microgobius thalassinus</i></p>		
<p><i>Nes longus</i></p>		
<p><i>Oxyuruchthys stigmalocephus</i></p>		
<p><i>Priolepis hipoliti</i></p>		
<p><i>Ptereleotris calliurus</i></p>		
<p><i>Ptereleotris helenae</i></p>		
<p><i>Palatogobius paradoxus</i></p>		

<p><i>Risor ruber</i></p>	 A photograph of a small fish, <i>Risor ruber</i> , shown in profile. It has a brownish body with lighter, mottled patterns and a prominent dorsal fin.
<p><i>Tigrigobius macrodon</i></p>	 A photograph of a fish, <i>Tigrigobius macrodon</i> , shown in profile. It has a light-colored body with distinct, dark vertical stripes.
<p><i>Tigrigobius saucrus</i></p>	 A photograph of a fish, <i>Tigrigobius saucrus</i> , shown in profile. It has a light-colored body with dark, irregular spots and stripes.
<p><i>Varicus marilynae</i></p>	 A detailed illustration of a fish, <i>Varicus marilynae</i> , shown in profile. It has a vibrant, multi-colored body with yellow, green, and red stripes. The illustration is signed "K. Luce" in the bottom right corner.